

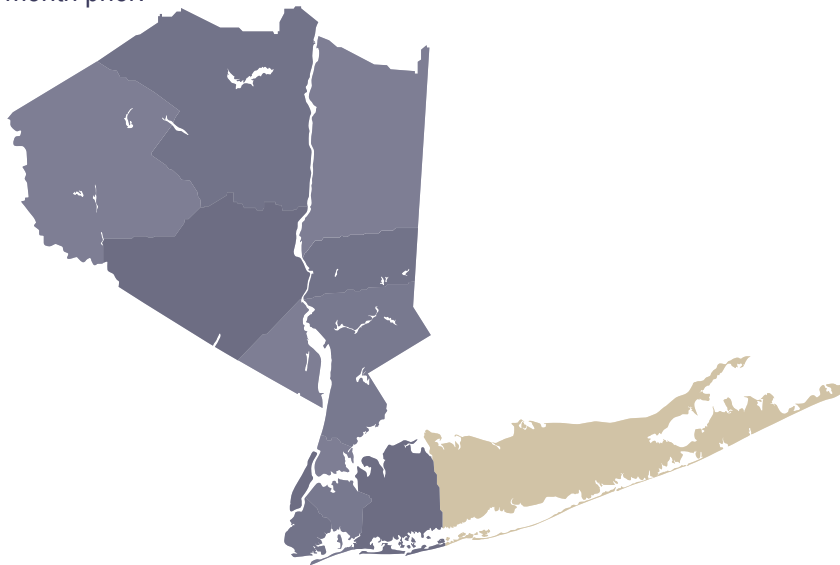
One Key[®] **Suffolk County Market Update**

The One Source Real Estate Marketplace

December 2023

Suffolk County reported a residential closed median sale price of \$595,000 in December 2023, representing a 9.60% increase from \$543,000, reported on the MLS in December 2022. There were 1,006 closed and 802 pending residential transactions reported in December 2023, following 1,025 closed and 1,007 pending transactions reported the prior month.

The OneKey MLS Regional Area reported a closed median sale price of \$625,000 in December 2023, representing an increase of 9.70% as compared to the reported \$570,000 in December 2022. Across the regional coverage area, there were 3,746 closed residential transactions and 3,348 pending transactions, following 3,909 closed and 3,799 pending transactions reported the month prior.



Closed Median Sale Price	2
Pending Median Sale Price	3
Closed Transactions	4
Pending Transactions	5

*Note that Condo Sales reflected in the bar graphs include listings with HOA fees.

Suffolk, easternmost in NY, offers diverse suburban and rural housing options, like rustic farmhouses, modest homes, beach bungalows, and modern apartments. Locals suggest the Walt Whitman Historic Site, Wertheim National Wildlife Refuge, Fire Island National Seashore, and numerous wineries, gourmet restaurants, and bustling downtown districts.

Sold Property Median Price for:

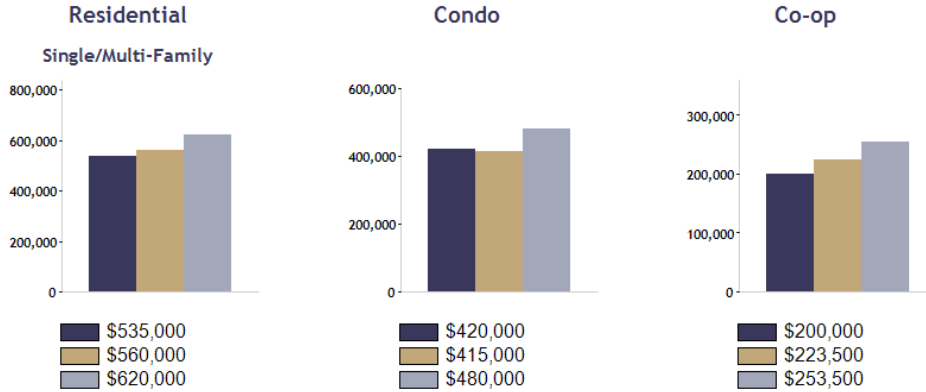
Location: Suffolk (County)

Date Range

Dec 2021	Dec 2022	Dec 2023
----------	----------	----------

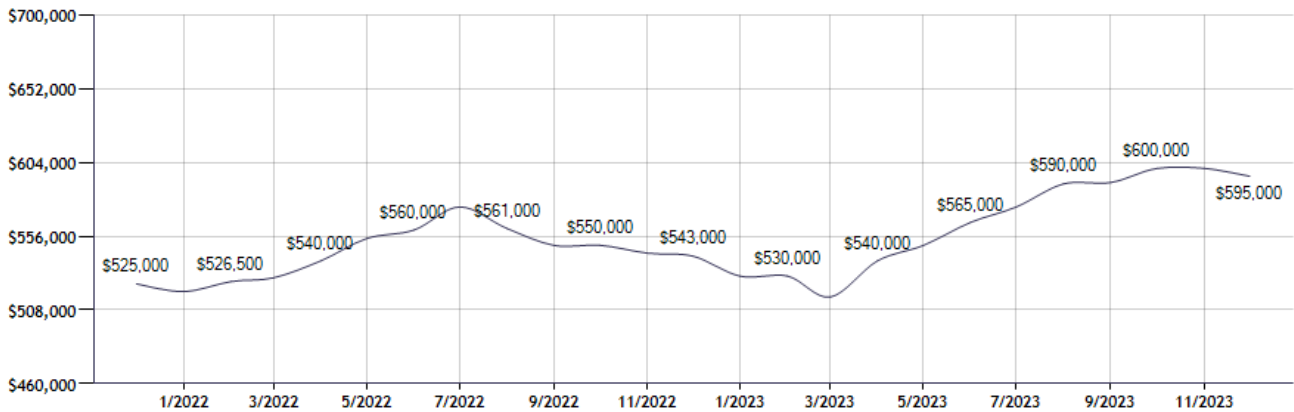
Current Available Inventory - 2,310
 Current Median List Price - \$749,000

Residential, Condo, Co-op Properties



Month	Current Year	Prior Year	% Change
Dec-2023	\$595,000	\$543,000	9.6
Nov-2023	\$600,000	\$545,000	10.1
Oct-2023	\$600,000	\$550,000	9.1
Sep-2023	\$590,900	\$550,000	7.4
Aug-2023	\$590,000	\$561,000	5.2
Jul-2023	\$575,000	\$575,000	0.0
Jun-2023	\$565,000	\$560,000	0.9
May-2023	\$550,000	\$554,500	-0.8
Apr-2023	\$540,000	\$540,000	0.0
Mar-2023	\$516,500	\$529,000	-2.4
Feb-2023	\$530,000	\$526,500	0.7
Jan-2023	\$530,000	\$520,000	1.9

Sold Property Median Price for: Location: Suffolk (County) (Last 24 Months - Residential, Condo, Co-op Properties)



Note: Information displayed in the data table is compiled by OneKey® MLS and represents a combined total of Residential, Condo, Co-op Properties sales for the selected time frame. Only available data will be displayed. Please note that small data samples will skew the % of change year to year. This information is intended for marketing purposes only. To access more detailed market reports visit <https://www.onekeymls.com/market-statistics>

Pending Sales Median Price for:

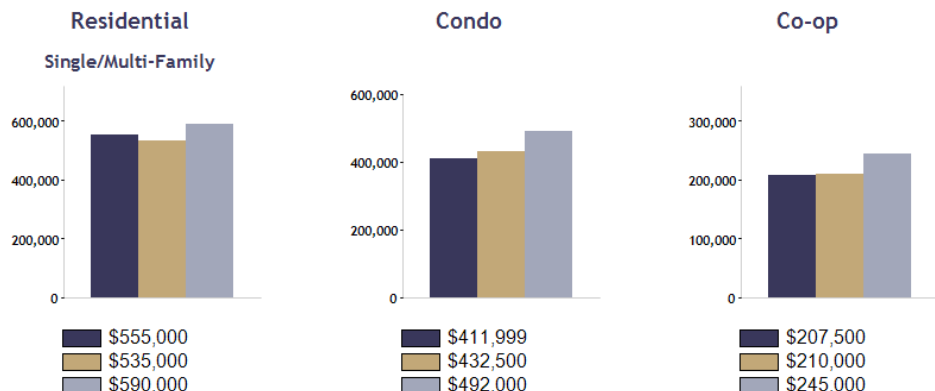
Location: Suffolk (County)

Date Range

Dec 2021	Dec 2022	Dec 2023
----------	----------	----------

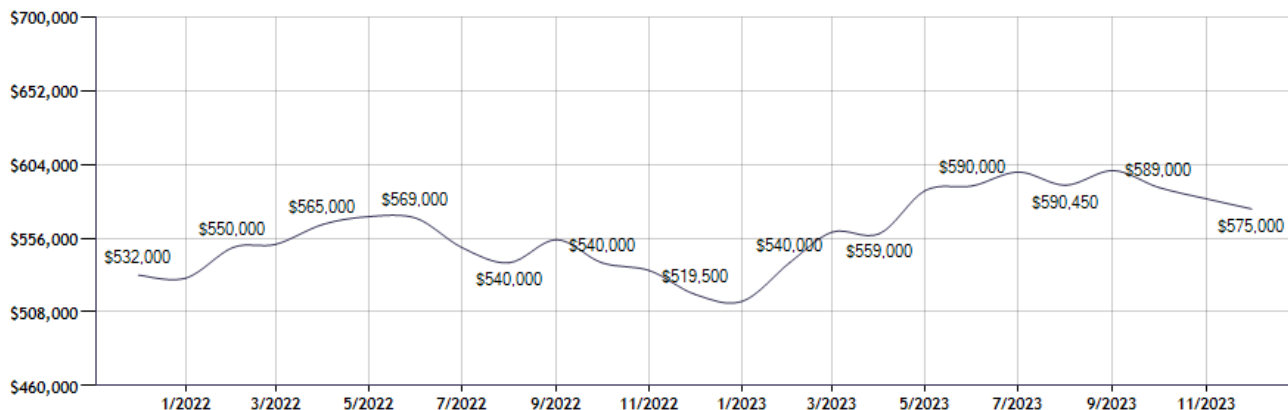
Current Available Inventory - 2,310
 Current Median List Price - \$749,000

Residential, Condo, Co-op Properties



Month	Current Year	Prior Year	% Change
Dec-2023	\$575,000	\$519,500	10.7
Nov-2023	\$581,700	\$535,000	8.7
Oct-2023	\$589,000	\$540,000	9.1
Sep-2023	\$600,000	\$555,000	8.1
Aug-2023	\$590,450	\$540,000	9.3
Jul-2023	\$599,000	\$550,000	8.9
Jun-2023	\$590,000	\$569,000	3.7
May-2023	\$587,000	\$570,000	3.0
Apr-2023	\$559,000	\$565,000	-1.1
Mar-2023	\$560,000	\$552,000	1.4
Feb-2023	\$540,000	\$550,000	-1.8
Jan-2023	\$515,000	\$530,000	-2.8

Pending Sales Median Price for: Location: Suffolk (County) (Last 24 Months - Residential, Condo, Co-op Properties)



Note: Information displayed in the data table is compiled by OneKey® MLS and represents a combined total of Residential, Condo, Co-op Properties sales for the selected time frame. Only available data will be displayed. Please note that small data samples will skew the % of change year to year. This information is intended for marketing purposes only. To access more detailed market reports visit <https://www.onekeymls.com/market-statistics>

Sold Property Counts for:

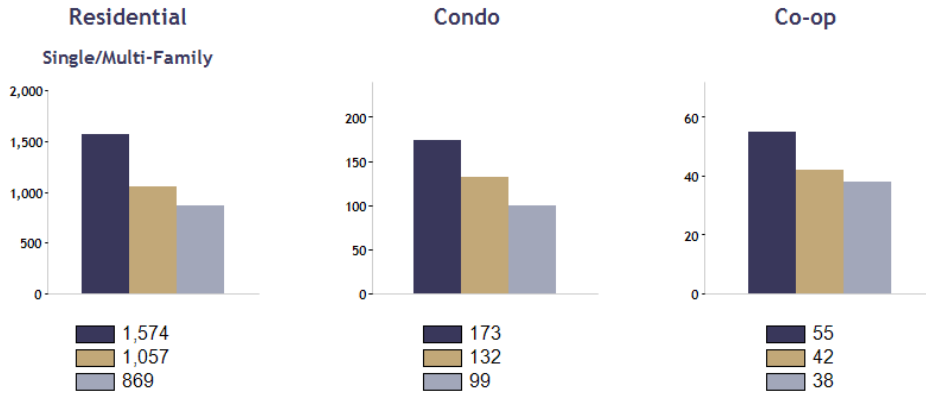
Location: Suffolk (County)

Date Range

Dec 2021	Dec 2022	Dec 2023
----------	----------	----------

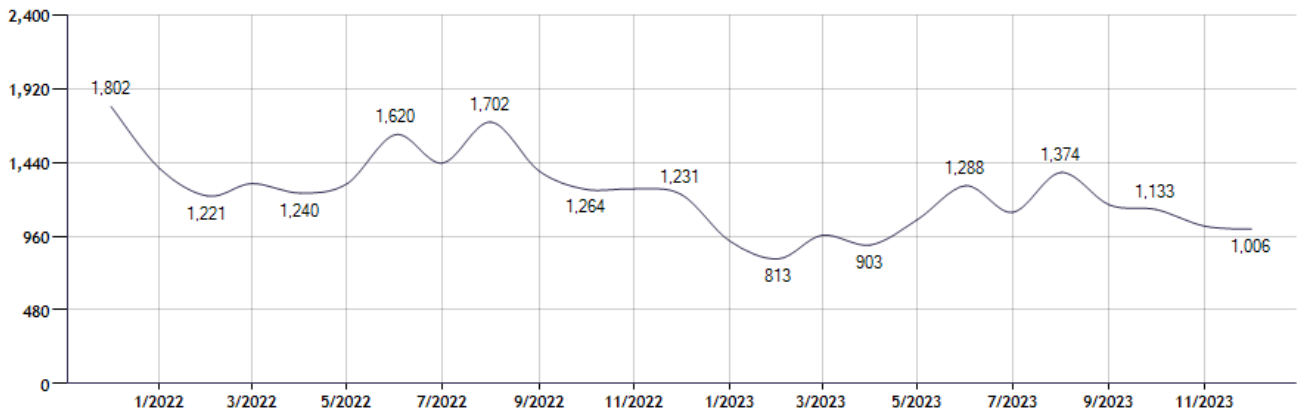
Current Available Inventory - 2,310
 Current Median List Price - \$749,000

Residential, Condo, Co-op Properties



Month	Current Year	Prior Year	% Change
Dec-2023	1,006	1,231	-18.3
Nov-2023	1,025	1,268	-19.2
Oct-2023	1,133	1,264	-10.4
Sep-2023	1,163	1,383	-15.9
Aug-2023	1,374	1,702	-19.3
Jul-2023	1,115	1,435	-22.3
Jun-2023	1,288	1,620	-20.5
May-2023	1,067	1,301	-18.0
Apr-2023	903	1,240	-27.2
Mar-2023	966	1,302	-25.8
Feb-2023	813	1,221	-33.4
Jan-2023	928	1,400	-33.7

Sold Property Counts for: Location: Suffolk (County) (Last 24 Months - Residential, Condo, Co-op Properties)



Note: Information displayed in the data table is compiled by OneKey® MLS and represents a combined total of Residential, Condo, Co-op Properties sales for the selected time frame. Only available data will be displayed. Please note that small data samples will skew the % of change year to year. This information is intended for marketing purposes only. To access more detailed market reports visit <https://www.onekeymls.com/market-statistics>

Pending Sales Counts for:

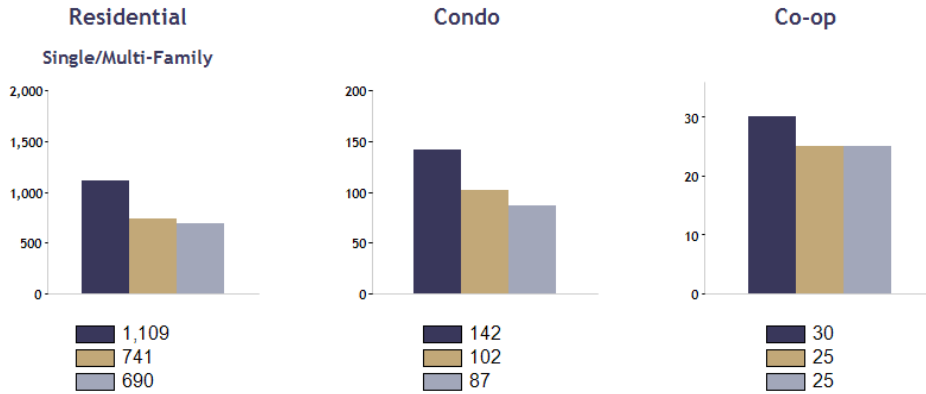
Location: Suffolk (County)

Date Range



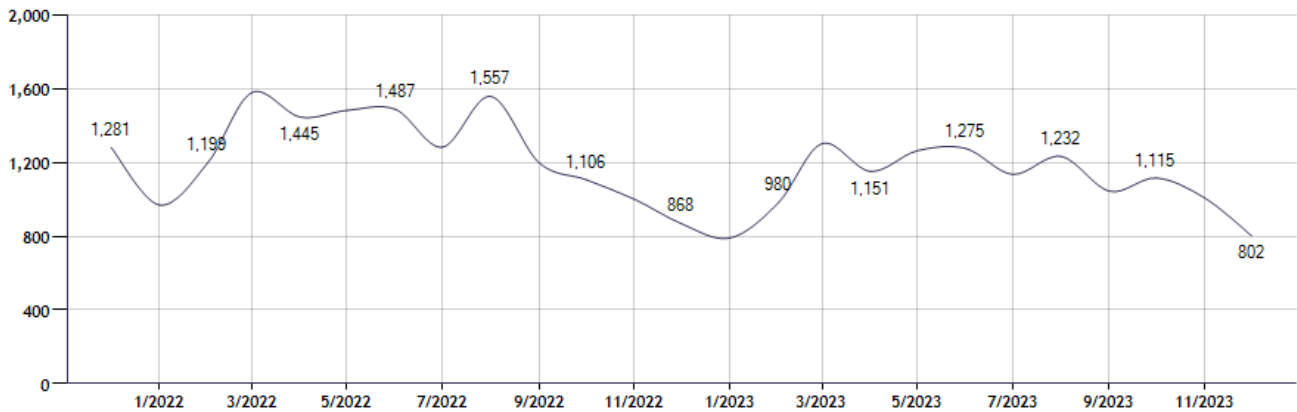
Current Available Inventory - 2,312
Current Median List Price - \$749,000

Residential, Condo, Co-op Properties



Month	Current Year	Prior Year	% Change
Dec-2023	802	868	-7.6
Nov-2023	1,007	1,000	0.7
Oct-2023	1,115	1,106	0.8
Sep-2023	1,044	1,197	-12.8
Aug-2023	1,232	1,557	-20.9
Jul-2023	1,135	1,282	-11.5
Jun-2023	1,275	1,487	-14.3
May-2023	1,263	1,481	-14.7
Apr-2023	1,151	1,445	-20.3
Mar-2023	1,301	1,577	-17.5
Feb-2023	980	1,199	-18.3
Jan-2023	790	969	-18.5

Pending Sales Counts for: Location: Suffolk (County) (Last 24 Months - Residential, Condo, Co-op Properties)



Note: Information displayed in the data table is compiled by OneKey® MLS and represents a combined total of Residential, Condo, Co-op Properties sales for the selected time frame. Only available data will be displayed. Please note that small data samples will skew the % of change year to year. This information is intended for marketing purposes only. To access more detailed market reports visit <https://www.onekeymls.com/market-statistics>